

Michael O'Neill

Room 500

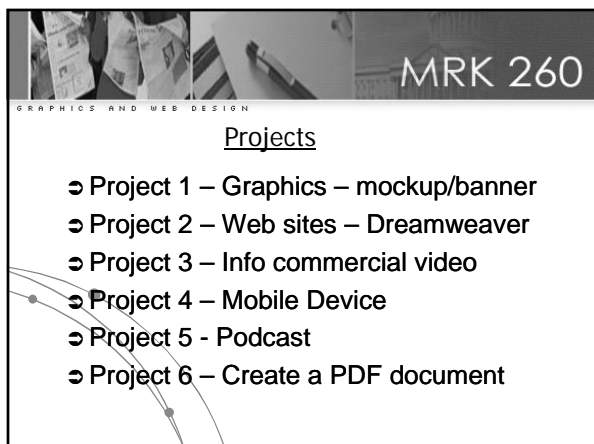


Digital Media, Web Design and More



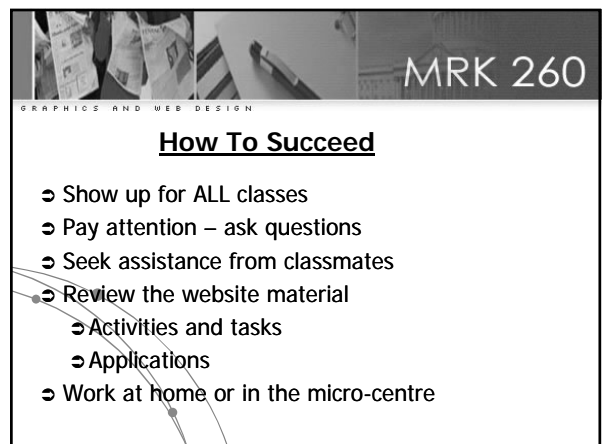
Project Oriented Course – Computer Applications

- ⇒ Adobe CS5
 - ⇒ Dreamweaver
 - ⇒ Fireworks
 - ⇒ Flash
 - ⇒ Device Central, J Query Mobile
 - ⇒ Adobe Acrobat
- ⇒ Snagit
- ⇒ Camtasia Studio
- ⇒ Audacity - Lame
- ⇒ Microsoft Powerpoint



Projects

- ⇒ Project 1 – Graphics – mockup/banner
- ⇒ Project 2 – Web sites – Dreamweaver
- ⇒ Project 3 – Info commercial video
- ⇒ Project 4 – Mobile Device
- ⇒ Project 5 - Podcast
- ⇒ Project 6 – Create a PDF document



How To Succeed

- ⇒ Show up for ALL classes
- ⇒ Pay attention – ask questions
- ⇒ Seek assistance from classmates
- ⇒ Review the website material
 - ⇒ Activities and tasks
 - ⇒ Applications
- ⇒ Work at home or in the micro-centre

MRK 260

GRAPHICS AND WEB DESIGN


What You Need

- Internet connection from HOME
- Jump Drive exclusive for this course
- Headset with microphone
- At least 5G of disk space
- Certain application software

MRK 260

GRAPHICS AND WEB DESIGN

ADOBE DREAMWEAVER CS5 – CLASSROOM IN A BOOK



MRK 260

GRAPHICS AND WEB DESIGN

Evaluation

▪ Graphics Design/Flash	20 Marks
▪ Your websites (2)	30 Marks
▪ Video Project	15 Marks
▪ Mobile Project	15 Marks
▪ Podcast	10 Marks
▪ PDF Document	10 Marks

MRK 260

GRAPHICS AND WEB DESIGN

Course Web Site

mhoneill.com

Email Address for course

mrk260@mhoneill.com

MRK 260

GRAPHICS AND WEB DESIGN

Seneca Labs and other stuff

- ⇒ Computers erase all material on restart
- ⇒ Save EVERYTHING on a jump drive
- ⇒ You CANNOT install any software
- ⇒ Most software is available in all labs
- ⇒ You seneca email address is:
xxxx@learn.senecac.on.ca
 (Note – Seneca has a C at the end!)

MRK 260

GRAPHICS AND WEB DESIGN

Seneca Labs and other stuff

- ⇒ Change your Seneca Password – 45 days
- ⇒ Clean OUT your Seneca email box
- ⇒ Blackboard
- ⇒ Use this to check grades for MRK260